# Nr. 34 Statistik der Power Play, Ausgabe 1/1991.

## Übersicht

### Slogan: Das große Computer- und Video-Spiele-Magazin

| | | | | | | | | | | | | |
|---|---|---|---|---|---|---|---|---|---|---|---|---|
| Preis (DM): | 6,50 | 3 | 6,50 | 6,50 | 6,50 | 6,50 | 6,50 | 6,50 | 6,50 | 6,50 | 6,50 | 6,50 |
| # Seiten: | 72 | 120 | 136 | 136 | 128 | 136 | 136 | 136 | 152 | 168 | 184 | 200 |
| # Tests: (# Seiten) | 50 (25) | 78 (25) | 92 (37) | 62 (37) | 100 (37) | 75 (26) | 67 (27) | 59 (26) | 84 (39) | 59 (27) | 99 (44) | 90 (42) |
| # Kleinanzeigen: (# Seiten) | 0 (0) | 0 (0) | 0 (0) | 481 (6) | 381 (5) | 838 (9) | 220 (3) | 318 (5) | 277 (4) | 776 (9) | 1044 (12) | 1462 (16) |
| # Hilfetipps: (# Seiten) | 18 (7) | 31 (15) | 35 (21) | 37 (29) | 52 (27) | 42 (27) | 44 (28) | 46 (28) | 43 (28) | 41 (28) | 35 (28) | 42 (27) |
| zeitlicher Verlauf | 2/90 | 3/90 | 4/90 | 5/90 | 6/90 | 7/90 | 8/90 | 9/90 | 10/90 | 11/90 | 12/90 | 1/91 |

Anm.: Angebrochene Seiten wurden als ganze Seiten gezählt.

## Aufschlüsselung

### Tests nach Plattform

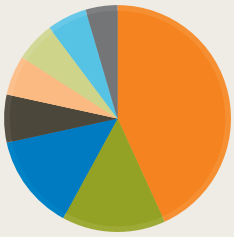

| | |
|---|---|
| Amiga: | 38 |
| MS-DOS: | 13 |
| Atari ST: | 12 |
| PC Engine: | 6 |
| C64: | 5 |
| Sega Mega Dr.: | 5 |
| Sega Master S.: | 5 |
| NES: | 4 |
| Game Boy: | 1 |
| Lynx: | 1 |

Anm.: Gezählt wurden nur die tatsächlich getesteten Plattformen, auch wenn weitere Portierungen angekündigt/ verfügbar waren.

### Kleinanzeigen nach Plattform

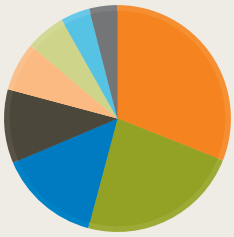

| | |
|---|---|
| Amiga: | 448 |
| C64 + C128: | 334 |
| MS-DOS: | 209 |
| Atari ST: | 152 |
| Nintendo: | 101 |
| Sega Mega Drive: | 82 |
| Sega Master Sys.: | 60 |
| Kontakte: | 58 |
| PC Engine: | 18 |

## Tests im Detail

### Verteilung der Testanzahl nach Plattform über die Zeit

| | | | | | | | | | | | | |
|---|---|---|---|---|---|---|---|---|---|---|---|---|
| C64 | 4 | 5 | 6 | 7 | 18 | 10 | 5 | 5 | 6 | 5 | 6 | 5 |
| Atari ST | 10 | 9 | 18 | 1 | 25 | 13 | 10 | 10 | 17 | 12 | 20 | 12 |
| Amiga | 19 | 29 | 24 | 24 | 25 | 26 | 19 | 17 | 24 | 20 | 32 | 38 |
| MS-DOS | 7 | 18 | 13 | 6 | 19 | 11 | 11 | 9 | 11 | 8 | 18 | 13 |
| Sega Master System | 4 | 2 | 3 | 1 | 1 | 2 | 3 | 1 | 2 | | 2 | 5 |
| Nintendo Entertainment System | 2 | 5 | 4 | 2 | 1 | 1 | 2 | 1 | 4 | 2 | 3 | 4 |
| PC Engine | 2 | 6 | 6 | 7 | 5 | 6 | 6 | 7 | 8 | 2 | 5 | 6 |
| Sega Mega Drive | 2 | 4 | 3 | 3 | 2 | 4 | 2 | 4 | 4 | 8 | 5 | 5 |
| Game Boy | | | 16 | | 3 | 2 | 9 | 4 | 8 | 2 | 7 | 1 |
| Lynx | | | | | 1 | | | 1 | | | 1 | 1 |
| zeitlicher Verlauf | 2/90 | 3/90 | 4/90 | 5/90 | 6/90 | 7/90 | 8/90 | 9/90 | 10/90 | 11/90 | 12/90 | 1/91 |

## Sonstiges

### Bemerkenswerte Dinge dieser Ausgabe

Erster ausführlicher und mehrseitiger Bericht über Nintendos Super Famicom, das 1,5 Jahre später auch in Europa erschien.

Bericht zur Amiga ´90 in Köln.

Die Lemmings sind da!

Ganzseitige Anzeige von NEC, dass sie die PC Engine nicht offiziell in Deutschland anbieten und daher auch nicht für Garantiefälle geradestehen.

Prämierung der besten Spiele 1990.

Marktübersicht und Test von Joysticks.

Statistik: www.oliver-kilb.de
Bildquelle: Power Play

## Basisdaten

| | Preis (DM) | # Seiten | # Tests | # Test-Seiten | # Kleinanzeigen | # Anzeigen- Seiten | # Hilfe-Tipps | # Hilfe-Tipps Seiten |
|---|---|---|---|---|---|---|---|---|
| 11/1987 | 6,50 | 116 | 51 | 34 | 0 | 0 | 52 | 9 |
| 12/1987 | 6,50 | 116 | 56 | 41 | 0 | 0 | 37 | 10 |
| 1/1988 | 6,50 | 116 | 76 | 40 | 0 | 0 | 29 | 9 |
| 2/1988 | 6,50 | 108 | 68 | 41 | 0 | 0 | 19 | 9 |
| 3/1988 | 6,50 | 108 | 82 | 40 | 0 | 0 | 16 | 12 |
| 4/1988 | 6,50 | 108 | 59 | 34 | 0 | 0 | 56 | 16 |
| 10/1988 | 6,50 | 64 | 43 | 18 | 0 | 0 | 31 | 8 |
| 11/1988 | 6,50 | 64 | 35 | 16 | 0 | 0 | 27 | 10 |
| 12/1988 | 6,50 | 80 | 38 | 23 | 0 | 0 | 36 | 10 |
| 1/1989 | 6,50 | 88 | 42 | 22 | 0 | 0 | 32 | 10 |
| 2/1989 | 6,50 | 72 | 51 | 21 | 0 | 0 | 18 | 11 |
| 3/1989 | 6,50 | 64 | 47 | 19 | 0 | 0 | 23 | 12 |
| 4/1989 | 6,50 | 72 | 47 | 20 | 0 | 0 | 23 | 13 |
| 5/1989 | 6,50 | 64 | 36 | 17 | 0 | 0 | 36 | 14 |
| 6/1989 | 6,50 | 64 | 35 | 14 | 0 | 0 | 28 | 9 |
| 7/1989 | 6,50 | 64 | 55 | 22 | 0 | 0 | 27 | 12 |
| 8/1989 | 6,50 | 64 | 37 | 17 | 0 | 0 | 24 | 14 |
| 9/1989 | 6,50 | 64 | 36 | 16 | 0 | 0 | 39 | 14 |
| 10/1989 | 6,50 | 64 | 41 | 20 | 0 | 0 | 12 | 9 |
| 11/1989 | 6,50 | 72 | 29 | 18 | 0 | 0 | 27 | 9 |
| 12/1989 | 6,50 | 88 | 42 | 18 | 0 | 0 | 22 | 10 |
| 1/1990 | 6,50 | 96 | 46 | 22 | 0 | 0 | 35 | 14 |
| 2/1990 | 6,50 | 72 | 50 | 25 | 0 | 0 | 18 | 7 |
| 3/1990 | 3 | 120 | 78 | 29 | 0 | 0 | 31 | 15 |
| 4/1990 | 6,50 | 136 | 92 | 37 | 0 | 0 | 35 | 21 |
| 5/1990 | 6,50 | 136 | 62 | 26 | 481 | 6 | 37 | 29 |
| 6/1990 | 6,50 | 128 | 100 | 37 | 381 | 5 | 52 | 27 |
| 7/1990 | 6,50 | 136 | 75 | 26 | 858 | 9 | 42 | 27 |
| 8/1990 | 6,50 | 136 | 67 | 27 | 220 | 3 | 44 | 28 |
| 9/1990 | 6,50 | 136 | 59 | 26 | 318 | 5 | 46 | 28 |
| 10/1990 | 6,50 | 152 | 84 | 39 | 277 | 4 | 43 | 28 |
| 11/1990 | 6,50 | 168 | 59 | 27 | 776 | 9 | 41 | 28 |
| 12/1990 | 6,50 | 184 | 99 | 44 | 1044 | 12 | 35 | 28 |
| 1/1991 | 6,50 | 200 | 90 | 42 | 1462 | 16 | 42 | 27 |

## Anzahl Tests pro System

| Statistik: www.oliver-kilb.de | Amiga | Apple II | Apple Macintosh | Atari ST | Atari VCS 2600 | Atari XE/XL | C64 | Game Boy | Lynx | MS-DOS | MSX | Nintendo Entertainment System | PC Engine | Schneider CPC 6128 | Sega Master System | Sega Mega Drive | (Sinclair) Spectrum |
|---|---|---|---|---|---|---|---|---|---|---|---|---|---|---|---|---|---|
| 11/1987 | 5 | | | 7 | 2 | 1 | 23 | | | 4 | | 4 | | 1 | 4 | | |
| 12/1987 | 5 | | | 8 | 2 | 2 | 21 | | | 3 | | 5 | | 6 | 4 | | |
| 1/1988 | 11 | 1 | | 9 | 2 | 3 | 28 | | | 4 | | 5 | | 6 | 7 | | |
| 2/1988 | 17 | | | 11 | 2 | | 18 | | | 4 | | 7 | | 5 | 4 | | |
| 3/1988 | 16 | 2 | | 18 | 3 | | 29 | | | | | 5 | | 5 | 4 | | |
| 4/1988 | 13 | 1 | | 15 | 2 | | 20 | | | 4 | | 1 | | | 3 | | |
| 10/1988 | 10 | | | 11 | | | 15 | | | 3 | | | | 2 | 2 | | |
| 11/1988 | 10 | | | 10 | | | 7 | | | 3 | | | | 2 | 3 | | |
| 12/1988 | 7 | | | 11 | | | 12 | | | 3 | | | 1 | 1 | 3 | | |
| 1/1989 | 7 | | | 8 | | | 12 | | | 2 | | 4 | 2 | 3 | 4 | | |
| 2/1989 | 11 | | | 16 | | | 14 | | | 4 | 1 | 1 | | 1 | 3 | | |
| 3/1989 | 14 | | | 9 | | | 7 | | | 9 | | 1 | | 4 | 3 | | |
| 4/1989 | 12 | 1 | | 7 | | | 10 | | | 8 | | 2 | | 4 | 3 | | |
| 5/1989 | 15 | | | 6 | | | 6 | | | 4 | | | | 1 | 4 | | |
| 6/1989 | 6 | | | 6 | | | 7 | | | 8 | | 2 | | 2 | 2 | 1 | 1 |
| 7/1989 | 19 | | | 14 | | | 5 | | | 6 | | 1 | 2 | 4 | 3 | 1 | |
| 8/1989 | 8 | | | 10 | | | 8 | | | 6 | | 1 | 2 | | 2 | | |
| 9/1989 | 8 | | 1 | 8 | | | 7 | | | 5 | | 2 | 2 | 1 | 2 | | |
| 10/1989 | 17 | | | 9 | | | 8 | | | 4 | | | 2 | | 1 | | |
| 11/1989 | 12 | | | 8 | | | | | | 4 | | | 2 | | 2 | 1 | |
| 12/1989 | 8 | | | 6 | | | 6 | | | 14 | | 2 | 2 | | 3 | 1 | |
| 1/1990 | 18 | | | 8 | | | 5 | | | 10 | | 1 | 1 | | 2 | 1 | |
| 2/1990 | 19 | | | 10 | | | 4 | | | 7 | | 2 | 2 | | 4 | 2 | |
| 3/1990 | 29 | | | 9 | | | 5 | | | 18 | | 5 | 6 | | 2 | 4 | |
| 4/1990 | 24 | | | 18 | | | 6 | 16 | | 13 | | 4 | 6 | | 3 | 3 | |
| 5/1990 | 24 | | | 11 | | | 7 | | | 6 | | 2 | 7 | | 1 | 3 | |
| 6/1990 | 25 | | | 25 | | | 18 | 3 | 1 | 19 | | 1 | 5 | | 1 | 2 | |
| 7/1990 | 26 | | | 13 | | | 10 | 2 | | 11 | | 1 | 6 | | 2 | 4 | |
| 8/1990 | 19 | | | 10 | | | 5 | 9 | | 11 | | 2 | 6 | | 3 | 2 | |
| 9/1990 | 17 | | | 10 | | | 5 | 4 | 1 | 9 | | 1 | 7 | | 1 | 4 | |
| 10/1990 | 24 | | | 17 | | | 6 | 8 | | 11 | | 4 | 8 | | 2 | 4 | |
| 11/1990 | 20 | | | 12 | | | 5 | 2 | | 8 | | 2 | 2 | | | 8 | |
| 12/1990 | 32 | | | 20 | | | 6 | 7 | 1 | 18 | | 3 | 5 | | 2 | 5 | |
| 1/1991 | 38 | | | 12 | | | 5 | 1 | 1 | 13 | | 4 | 6 | | 5 | 5 | |

Statistik: www.oliver-kilb.de
Bildquelle: Power Play
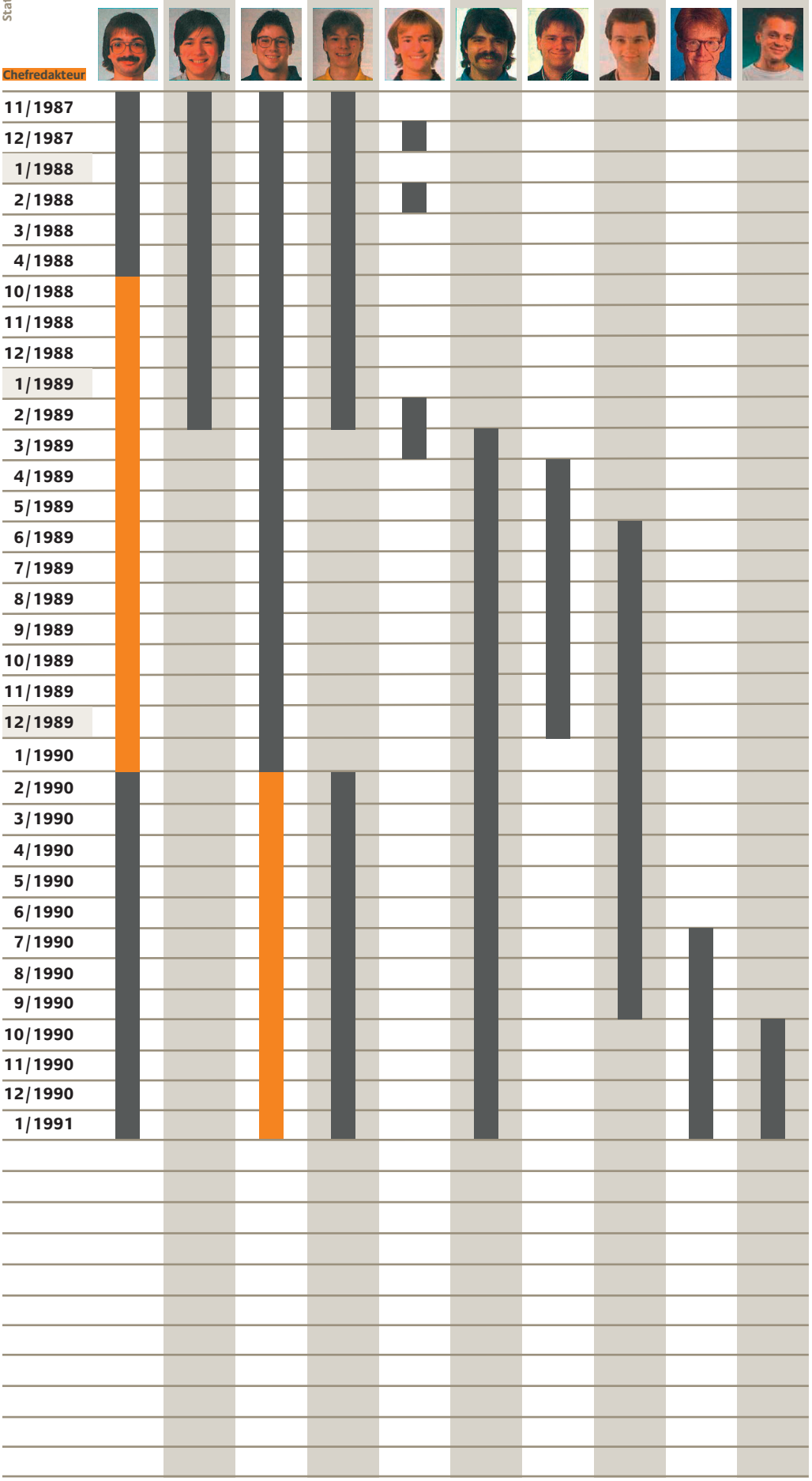
# Redakteure der Power Play